




1  
Welcome to your diabetic eye screening test. This test is to protect you from sight problems caused by diabetes.



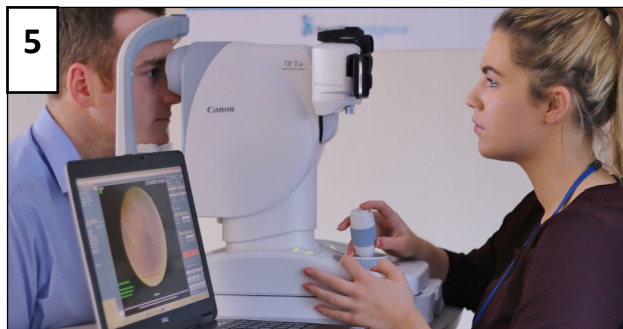
2  
The health worker will ask you to read letters or pictures on a chart. This is to find out how well you can see.




3  
The health worker will put some eye drops in your eyes.




4  
The eye drops take 15 minutes to work.




5  
The health worker will use a special camera to take pictures of each eye.



6  
There is a small dot in the camera for you to look at.



7  
The camera makes a bright flash when a picture is taken. Try not to blink.



8  
The drops make things look bright and blurry after the test. This is normal, but don't drive for 4 hours.



9  
You will get a letter after 2-4 weeks telling you your results.